















































12 100m Freestyle Men Heat

Official



Total



Rank	Competitor	Age	Club	RT	PTS	Result	
1	Cameron Gray	22		0.69		48.49 Entry: 48.03 +0.46	Q
	25m: 11.01 50m: 23.23 (12.22) 75m: 36.00 (12.77) 100m: 48.49 (12.49)						
2	Blake Elliott	22		0.63		48.56 Entry: 49.79 -1.23	Q
	25m: 10.97 50m: 23.11 (12.14) 75m: 35.68 (12.57) 100m: 48.56 (12.88)						
3	Christop... Els...	27		0.63		48.66 Entry: 48.91 -0.25	Q
	25m: 11.00 50m: 23.37 (12.37) 75m: 36.14 (12.77) 100m: 48.66 (12.52)						
4	Jasper Cornish	19		0.67		48.80 Entry: 50.84 -2.04	Q
	25m: 10.81 50m: 23.00 (12.19) 75m: 35.88 (12.88) 100m: 48.80 (12.92)						
5	Igor Russanov	18		0.72		48.85 Entry: 49.84 -0.99	Q
	25m: 10.90 50m: 22.92 (12.02) 75m: 35.78 (12.86) 100m: 48.85 (13.07)						
6	Jack Hendy	24		0.68		48.91 Entry: 48.58 +0.33	Q
	25m: 10.79 50m: 23.30 (12.51) 75m: 36.20 (12.90) 100m: 48.91 (12.71)						
7	Kevin Zhang	18		0.64		48.93 Entry: 49.40 -0.47	Q
	25m: 11.13 50m: 23.57 (12.44) 75m: 36.18 (12.61) 100m: 48.93 (12.75)						
8	Tho... Robins...	22		0.63		48.97 Entry: 48.56 +0.41	Q
	25m: 10.98 50m: 23.51 (12.53) 75m: 36.42 (12.91) 100m: 48.97 (12.55)						
9	Harri... Klouw...	19		0.66		49.16 Entry: 51.50 -2.34	Q
	25m: 11.16 50m: 23.59 (12.43) 75m: 36.35 (12.76) 100m: 49.16 (12.81)						
10	Kale Twist	21		0.70		49.69 Entry: 49.53 +0.16	Q
	25m: 11.21 50m: 23.52 (12.31) 75m: 36.39 (12.87) 100m: 49.69 (13.30)						
11	Orlando Hardie	17		0.67		49.70 Entry: 49.85 -0.15	Q
	25m: 11.34 50m: 23.88 (12.54) 75m: 36.82 (12.94) 100m: 49.70 (12.88)						
12	Sam Brown	21		0.69		49.81 Entry: 50.65 -0.84	Q
	25m: 11.24 50m: 23.85 (12.61) 75m: 36.80 (12.95) 100m: 49.81 (13.01)						
13	Eth... MacDon...	18		0.74		50.40 Entry: 51.32 -0.92	Q
	25m: 11.58 50m: 24.43 (12.85) 75m: 37.44 (13.01) 100m: 50.40 (12.96)						
14	Brendan Visser	19		0.71		50.42 Entry: 50.04 +0.38	Q
	25m: 11.57 50m: 24.16 (12.59) 75m: 37.42 (13.26) 100m: 50.42 (13.00)						
15	MacAllister Clark	23		0.64		50.51 Entry: 50.20 +0.31	Q
	25m: 11.27 50m: 23.95 (12.68) 75m: 37.01 (13.06) 100m: 50.51 (13.50)						
16	Louis Clark	24		0.71		50.53 Entry: 50.25 +0.28	Q
	25m: 11.55 50m: 24.53 (12.98) 75m: 37.61 (13.08) 100m: 50.53 (12.92)						
17	Luke Manderson	16		0.73		50.56 Entry: 52.14 -1.58	Q
	25m: 11.52 50m: 24.05 (12.53) 75m: 37.25 (13.20) 100m: 50.56 (13.31)						
18	Grayson Coulter	13		0.68		50.58 13yrs NZR Entry: 50.81 -0.23	Q
	25m: 11.54 50m: 24.26 (12.72) 75m: 37.55 (13.29) 100m: 50.58 (13.03)						
19	Rui Hou	16		0.70		50.60 Entry: 50.50 +0.10	Q
	25m: 11.62 50m: 24.53 (12.91) 75m: 37.83 (13.30) 100m: 50.60 (12.77)						
20	Nema... Mark...	17		0.66		50.67 Entry: 53.56 -2.89	Q
	25m: 11.39 50m: 24.01 (12.62) 75m: 37.33 (13.32) 100m: 50.67 (13.34)						



21	 Fred Hassell (V)	16		0.68	50.69 Entry: 49.93 +0.76	Q
	25m: 11.42 50m: 24.19 (12.77) 75m: 37.51 (13.32) 100m: 50.69 (13.18)					
22	 Liam Curling	16		0.63	50.79 Entry: 50.29 +0.50	Q
	25m: 11.50 50m: 24.40 (12.90) 75m: 37.52 (13.12) 100m: 50.79 (13.27)					
23	 Ryan Peck	19		0.68	50.82 Entry: 49.57 +1.25	Q
	25m: 11.48 50m: 24.11 (12.63) 75m: 37.55 (13.44) 100m: 50.82 (13.27)					
24	 N... Ireland-S...	18		0.73	50.85 Entry: 50.41 +0.44	Q
	25m: 11.41 50m: 23.95 (12.54) 75m: 37.32 (13.37) 100m: 50.85 (13.53)					
25	 Henry Williams	22		0.70	50.98 Entry: 53.14 -2.16	Q
	25m: 11.50 50m: 24.46 (12.96) 75m: 37.98 (13.52) 100m: 50.98 (13.00)					
26	 Lucas Wilson (V)	21		0.68	51.08 Entry: 51.53 -0.45	Q
	25m: 11.62 50m: 24.64 (13.02) 75m: 37.94 (13.30) 100m: 51.08 (13.14)					
27	 Bruce Shen	16		0.64	51.14 Entry: 51.59 -0.45	Q
	25m: 11.41 50m: 24.30 (12.89) 75m: 37.79 (13.49) 100m: 51.14 (13.35)					
27	 Neo Urlich	17		0.73	51.14 Entry: 51.37 -0.23	Q
	25m: 11.48 50m: 24.44 (12.96) 75m: 37.73 (13.29) 100m: 51.14 (13.41)					
29	 Jac... Humphri...	16		0.74	51.20 Entry: 53.12 -1.92	Q
	25m: 11.73 50m: 24.26 (12.53) 75m: 37.62 (13.36) 100m: 51.20 (13.58)					
30	 Chris... Monta...	15		0.65	51.46 Entry: 52.61 -1.15	Q
	25m: 11.93 50m: 25.31 (13.38) 75m: 38.57 (13.26) 100m: 51.46 (12.89)					
31	 N... Salomons...	16		0.75	51.56 Entry: 51.92 -0.36	R1
	25m: 11.87 50m: 24.95 (13.08) 75m: 38.44 (13.49) 100m: 51.56 (13.12)					
32	 Isaac Gear	18		0.64	51.59 Entry: 51.24 +0.35	R2
	25m: 11.33 50m: 24.26 (12.93) 75m: 37.67 (13.41) 100m: 51.59 (13.92)					
33	 Alessa... Esp...	21		0.67	51.68 Entry: 51.68	
	25m: 11.41 50m: 24.16 (12.75) 75m: 37.49 (13.33) 100m: 51.68 (14.19)					
34	 Sam Skidmore	16		0.71	51.91 Entry: 52.89 -0.98	
	25m: 11.75 50m: 25.10 (13.35) 75m: 38.60 (13.50) 100m: 51.91 (13.31)					
35	 Samuel Poching	22		0.72	52.19 Entry: 52.61 -0.42	
	25m: 12.09 50m: 25.20 (13.11) 75m: 38.91 (13.71) 100m: 52.19 (13.28)					
36	 Lochl... O'Co...	24		0.69	52.33 Entry: 52.46 -0.13	
	25m: 11.92 50m: 25.17 (13.25) 75m: 39.00 (13.83) 100m: 52.33 (13.33)					
37	 Mitc... Lourey...	18		0.76	52.47 Entry: 53.14 -0.67	
	25m: 11.99 50m: 25.19 (13.20) 75m: 38.94 (13.75) 100m: 52.47 (13.53)					
38	 Joel Verran	19		0.72	52.56 Entry: 52.20 +0.36	
	25m: 11.90 50m: 25.09 (13.19) 75m: 38.78 (13.69) 100m: 52.56 (13.78)					
39	 Charlie Dickison	15		0.68	52.57 Entry: 53.01 -0.44	
	25m: 11.96 50m: 25.51 (13.55) 75m: 39.21 (13.70) 100m: 52.57 (13.36)					
40	 Willi... Delam...	17		0.69	52.64 Entry: 50.57 +2.07	
	25m: 11.76 50m: 24.86 (13.10) 75m: 38.71 (13.85) 100m: 52.64 (13.93)					
41	 Zach... Alexan...	18		0.64	52.77 Entry: 52.73 +0.04	
	25m: 11.73 50m: 24.89 (13.16) 75m: 38.75 (13.86) 100m: 52.77 (14.02)					
42	 Noah Pronk (V)	19		0.69	52.78 Entry: 50.39 +2.39	
	25m: 11.98 50m: 25.13 (13.15) 75m: 39.07 (13.94) 100m: 52.78 (13.71)					
43	 Jake Foster (V)	17		0.70	52.80	



25m: 12.02 50m: 25.63 (13.61) 75m: 39.22 (13.59) 100m: 52.80 (13.58)



44	 Caign Boonen	17		0.63	52.96	Entry: 52.43 -0.47
25m: 12.06 50m: 25.40 (13.34) 75m: 39.12 (13.72) 100m: 52.96 (13.84)						


44	 Cole Fougere	16		0.61	52.96	Entry: 54.84 -1.88
25m: 12.16 50m: 25.49 (13.33) 75m: 39.14 (13.65) 100m: 52.96 (13.82)						

46	 Kase Glintmeyer	14		0.67	53.00	Entry: 52.59 +0.41
25m: 12.24 50m: 25.51 (13.27) 75m: 39.40 (13.89) 100m: 53.00 (13.60)						



47	 Zandre Herbst	14		0.73	53.06	Entry: 53.95 -0.89
25m: 12.02 50m: 25.50 (13.48) 75m: 39.25 (13.75) 100m: 53.06 (13.81)						



47	 Julian Leone (V)	21		0.63	53.06	Entry: 51.76 +1.30
25m: 12.12 50m: 25.36 (13.24) 75m: 38.94 (13.58) 100m: 53.06 (14.12)						

49	 Jona... Swane...	18		0.62	53.15	Entry: 52.51 +0.64
25m: 11.63 50m: 24.69 (13.06) 75m: 38.62 (13.93) 100m: 53.15 (14.53)						

50	 Elwin Bao	17		0.65	53.20	Entry: 50.53 +2.67
25m: 11.91 50m: 24.95 (13.04) 75m: 38.91 (13.96) 100m: 53.20 (14.29)						

51	 Luke Jackson	18		0.74	53.25	Entry: 54.00 -0.75
25m: 12.28 50m: 25.83 (13.55) 75m: 39.73 (13.90) 100m: 53.25 (13.52)						

52	 Ryleigh McEwan	16		0.63	53.33	Entry: 53.36 -0.03
25m: 12.16 50m: 25.46 (13.30) 75m: 39.29 (13.83) 100m: 53.33 (14.04)						



53	 Lucas Perceval	18		0.69	53.34	Entry: 53.27 +0.07
25m: 12.20 50m: 25.65 (13.45) 75m: 39.68 (14.03) 100m: 53.34 (13.66)						



54	 Michael Sun	16		0.63	53.37	Entry: 54.51 -1.14
25m: 12.04 50m: 25.57 (13.53) 75m: 39.45 (13.88) 100m: 53.37 (13.92)						



54	 Kayne Howat	17		0.63	53.37	Entry: 52.93 +0.44
25m: 11.68 50m: 25.07 (13.39) 75m: 39.34 (14.27) 100m: 53.37 (14.03)						



56	 Curtis Mellsop	22		0.70	53.38	Entry: 53.64 -0.26
25m: 12.23 50m: 25.81 (13.58) 75m: 39.71 (13.90) 100m: 53.38 (13.67)						



57	 YiFan Zhang	15		0.72	53.52	Entry: 53.59 -0.07
25m: 12.15 50m: 25.52 (13.37) 75m: 39.52 (14.00) 100m: 53.52 (14.00)						

58	 Hamish Inwood	18		0.73	53.53	Entry: 53.36 +0.17
25m: 12.26 50m: 25.88 (13.62) 75m: 39.79 (13.91) 100m: 53.53 (13.74)						



59	 Mun Jager	17		0.70	53.62	Entry: 53.37 +0.25
25m: 12.36 50m: 25.84 (13.48) 75m: 39.90 (14.06) 100m: 53.62 (13.72)						



60	 Declan Broadfoot	15		0.64	53.65	Entry: 52.98 +0.67
25m: 12.39 50m: 25.93 (13.54) 75m: 39.92 (13.99) 100m: 53.65 (13.73)						

61	 Cor... Powell ...	19		0.67	53.68	Entry: 53.51 +0.17
25m: 12.53 50m: 26.08 (13.55) 75m: 40.15 (14.07) 100m: 53.68 (13.53)						

62	 Oscar Pedersen	16		0.71	53.72	Entry: 55.07 -1.35
25m: 12.28 50m: 25.90 (13.62) 75m: 39.82 (13.92) 100m: 53.72 (13.90)						

63	 Ryan Hewertson	16		0.67	53.73	Entry: 54.59 -0.86
25m: 12.03 50m: 25.35 (13.32) 75m: 39.63 (14.28) 100m: 53.73 (14.10)						

64	 Tyler Lushkott	15		0.64	53.81	Entry: 54.76 -0.95
25m: 12.23 50m: 25.93 (13.70) 75m: 40.17 (14.24) 100m: 53.81 (13.64)						


64	 Ionat... Baker...	18		0.73	53.81	Entry: 52.93 +0.88
25m: 12.16 50m: 25.71 (13.55) 75m: 39.72 (14.01) 100m: 53.81 (14.09)						

64	Jaeci Yee	15		0.65	53.81 Entry: 54.23 -0.42
	25m: 12.17 50m: 25.83 (13.66) 75m: 39.82 (13.99) 100m: 53.81 (13.99)				
67	Hylton Stracey	15		0.69	53.82 Entry: 54.07 -0.25
	25m: 12.27 50m: 25.85 (13.58) 75m: 39.91 (14.06) 100m: 53.82 (13.91)				
68	William Tye	14		0.68	53.84 Entry: 58.29 -4.45
	25m: 12.24 50m: 25.95 (13.71) 75m: 39.90 (13.95) 100m: 53.84 (13.94)				
69	Vin... Downs-...	26		0.68	53.89 Entry: 53.72 +0.17
	25m: 12.21 50m: 25.92 (13.71) 75m: 39.91 (13.99) 100m: 53.89 (13.98)				
70	Sean Burke	16		0.70	53.90 Entry: 53.81 +0.09
	25m: 12.45 50m: 25.93 (13.48) 75m: 40.12 (14.19) 100m: 53.90 (13.78)				
71	Everett Williams	14		0.75	53.91 Entry: 55.09 -1.18
	25m: 12.16 50m: 25.78 (13.62) 75m: 39.81 (14.03) 100m: 53.91 (14.10)				
72	Isaac Allan (V)	15		0.66	53.97 Entry: 53.89 +0.08
	25m: 12.15 50m: 25.82 (13.67) 75m: 39.86 (14.04) 100m: 53.97 (14.11)				
73	Murdoch Phillips	17		0.65	54.04 Entry: 53.66 +0.38
	25m: 12.10 50m: 25.60 (13.50) 75m: 39.69 (14.09) 100m: 54.04 (14.35)				
74	Da... Ecclest...	15		0.66	54.10 Entry: 53.94 +0.16
	25m: 12.25 50m: 25.56 (13.31) 75m: 39.84 (14.28) 100m: 54.10 (14.26)				
75	Bradley Searle	16		0.64	54.15 Entry: 55.43 -1.28
	25m: 12.25 50m: 25.73 (13.48) 75m: 39.99 (14.26) 100m: 54.15 (14.16)				
76	Finn Kelly (V)	15		0.72	54.21 Entry: 55.02 -0.81
	25m: 12.56 50m: 26.38 (13.82) 75m: 40.37 (13.99) 100m: 54.21 (13.84)				
77	Corne Diener	17		0.64	54.24 Entry: 53.46 +0.78
	25m: 12.22 50m: 25.65 (13.43) 75m: 39.83 (14.18) 100m: 54.24 (14.41)				
78	Sam Li	17		0.62	54.37 Entry: 53.71 +0.66
	25m: 12.65 50m: 26.14 (13.49) 75m: 40.61 (14.47) 100m: 54.37 (13.76)				
79	Alexa... Copo...	16		0.67	54.48 Entry: 53.60 +0.88
	25m: 12.08 50m: 26.23 (14.15) 75m: 40.37 (14.14) 100m: 54.48 (14.11)				
80	Dominic Barton	14		0.72	54.54 Entry: 55.18 -0.64
	25m: 12.46 50m: 26.46 (14.00) 75m: 40.58 (14.12) 100m: 54.54 (13.96)				
81	Alex Sandford	15		0.71	54.60 Entry: 53.95 +0.65
	25m: 12.30 50m: 25.88 (13.58) 75m: 40.17 (14.29) 100m: 54.60 (14.43)				
82	Rick Zhao	15		0.62	54.65 Entry: 55.68 -1.03
	25m: 12.47 50m: 26.30 (13.83) 75m: 40.74 (14.44) 100m: 54.65 (13.91)				
83	Alex Gibson	16		0.74	54.76 Entry: 55.28 -0.52
	25m: 12.46 50m: 26.21 (13.75) 75m: 40.67 (14.46) 100m: 54.76 (14.09)				
84	Henry Wang	14		0.67	54.77 Entry: 54.71 +0.06
	25m: 12.29 50m: 26.10 (13.81) 75m: 40.41 (14.31) 100m: 54.77 (14.36)				
85	Manson Meng	14		0.64	54.82 Entry: 55.98 -1.16
	25m: 12.50 50m: 26.36 (13.86) 75m: 40.68 (14.32) 100m: 54.82 (14.14)				
86	Luke Thompson	15		0.64	54.87 Entry: 55.61 -0.74
	25m: 12.69 50m: 26.40 (13.71) 75m: 40.59 (14.19) 100m: 54.87 (14.28)				
86	Connor Webby	16		0.60	54.87 Entry: 54.78 +0.09
	25m: 12.72 50m: 26.55 (13.83) 75m: 40.89 (14.34) 100m: 54.87 (13.98)				
88	Clayton Fell	19		0.69	54.90

25m: 12.44 50m: 26.29 (13.85) 75m: 40.59 (14.30) 100m: 54.90 (14.31)

88  Zachary Horton 14  0.69 54.90
Entry: 55.50 -0.60

25m: 12.44 50m: 26.50 (14.06) 75m: 40.95 (14.45) 100m: 54.90 (13.95)

90  Luke Grand (V) 16  0.71 54.94
Entry: 55.13 -0.19

25m: 12.81 50m: 26.69 (13.88) 75m: 41.04 (14.35) 100m: 54.94 (13.90)

91  Simiosi Tukia 15  0.74 54.95
Entry: 55.13 -0.18

25m: 12.82 50m: 26.75 (13.93) 75m: 41.00 (14.25) 100m: 54.95 (13.95)

92  Gray... Swane... 15  0.68 55.01
Entry: 56.08 -1.07

25m: 12.48 50m: 26.36 (13.88) 75m: 40.74 (14.38) 100m: 55.01 (14.27)

93  Henry Wang 15  0.58 55.02
Entry: 55.88 -0.86

25m: 12.32 50m: 26.21 (13.89) 75m: 40.52 (14.31) 100m: 55.02 (14.50)

94  James Zhang 14  0.75 55.11
Entry: 56.65 -1.54


25m: 12.70 50m: 26.75 (14.05) 75m: 41.24 (14.49) 100m: 55.11 (13.87)

95  Wyatt Jamieson 16  0.69 55.16
Entry: 54.06 +1.10

25m: 12.23 50m: 25.99 (13.76) 75m: 40.27 (14.28) 100m: 55.16 (14.89)

96  Thomas Cave 15  0.69 55.24
Entry: 56.07 -0.83

25m: 12.83 50m: 26.76 (13.93) 75m: 41.16 (14.40) 100m: 55.24 (14.08)

97  E... O'Connor... 16  0.75 55.43
Entry: 54.28 +1.15

25m: 12.54 50m: 26.09 (13.55) 75m: 40.73 (14.64) 100m: 55.43 (14.70)

98  Jack McPhail 15  0.64 55.48
Entry: 54.54 +0.94

25m: 12.05 50m: 26.18 (14.13) 75m: 40.79 (14.61) 100m: 55.48 (14.69)

99  Michael Chen 15  0.69 55.55
Entry: 55.73 -0.18

25m: 12.39 50m: 26.31 (13.92) 75m: 40.86 (14.55) 100m: 55.55 (14.69)

100  Charles Jessen 15  0.68 55.66
Entry: 55.38 +0.28

25m: 12.73 50m: 26.61 (13.88) 75m: 41.08 (14.47) 100m: 55.66 (14.58)

101  Jayden Ng 15  0.65 55.79
Entry: 56.73 -0.94

25m: 12.47 50m: 26.81 (14.34) 75m: 41.31 (14.50) 100m: 55.79 (14.48)

102  Luca Lavigne 16  0.73 56.13
Entry: 55.70 +0.43

25m: 13.00 50m: 27.11 (14.11) 75m: 41.82 (14.71) 100m: 56.13 (14.31)

103  Will Herbert 15  0.74 56.20
Entry: 55.40 +0.80

25m: 12.49 50m: 26.64 (14.15) 75m: 41.55 (14.91) 100m: 56.20 (14.65)

104  JingYang Chua 15  0.74 56.21
Entry: 55.70 +0.51

25m: 12.67 50m: 26.87 (14.20) 75m: 41.74 (14.87) 100m: 56.21 (14.47)

105  Runxiang Wang 15  0.71 56.35
Entry: 56.10 +0.25

25m: 12.93 50m: 27.20 (14.27) 75m: 41.85 (14.65) 100m: 56.35 (14.50)

106  Isaac Wren 15  Hamilton Aquatics 0.66 56.38
Entry: 55.37 +1.01

25m: 13.25 50m: 27.48 (14.23) 75m: 42.20 (14.72) 100m: 56.38 (14.18)

107  Harry Lynn 15  0.72 56.47
Entry: 55.93 +0.54

25m: 12.76 50m: 26.85 (14.09) 75m: 41.82 (14.97) 100m: 56.47 (14.65)

107  Ha... Somme... 14  0.65 56.47
Entry: 56.97 -0.50










































25m: 12.91 50m: 27.02 (14.11) 75m: 41.73 (14.71) 100m: 56.47 (14.74)











109  Lachlan Collins 15  0.70 56.81
Entry: 55.39 +1.42

25m: 13.07 50m: 27.32 (14.25) 75m: 42.35 (15.03) 100m: 56.81 (14.46)

110  Elvin Wang 14  0.73 56.84
Entry: 57.37 -0.53

25m: 12.96 50m: 27.16 (14.20) 75m: 41.86 (14.70) 100m: 56.84 (14.98)

111	 Connor Mahoney	13		0.75	56.85 Entry: 57.91 -1.06
25m: 13.15 50m: 27.26 (14.11) 75m: 42.22 (14.96) 100m: 56.85 (14.63)					
112	 Ch... Madar-L...	14		0.74	57.11 Entry: 57.09 +0.02
25m: 12.56 50m: 26.85 (14.29) 75m: 41.88 (15.03) 100m: 57.11 (15.23)					
113	 Calvin Zhang	14		0.71	57.24 Entry: 58.11 -0.87
25m: 13.01 50m: 27.29 (14.28) 75m: 42.40 (15.11) 100m: 57.24 (14.84)					
114	 Kyle Setford	15		0.78	57.35 Entry: 56.78 +0.57
25m: 13.04 50m: 27.37 (14.33) 75m: 42.61 (15.24) 100m: 57.35 (14.74)					
115	 Jack... Rowla...	14		0.71	57.62 Entry: 57.24 +0.38
25m: 12.91 50m: 27.66 (14.75) 75m: 42.91 (15.25) 100m: 57.62 (14.71)					
116	 Jayden Lee	14		0.69	57.65 Entry: 57.18 +0.47
25m: 13.05 50m: 27.57 (14.52) 75m: 43.02 (15.45) 100m: 57.65 (14.63)					
117	 Koby Piggott	15		0.67	57.66 Entry: 56.76 +0.90
25m: 12.84 50m: 27.21 (14.37) 75m: 42.38 (15.17) 100m: 57.66 (15.28)					
118	 Blake Allan (V)	13		0.68	57.68 Entry: 57.15 +0.53
25m: 12.70 50m: 27.26 (14.56) 75m: 42.77 (15.51) 100m: 57.68 (14.91)					
119	 Ryan Tan	14		0.66	57.71 Entry: 58.51 -0.80
25m: 13.42 50m: 27.90 (14.48) 75m: 42.86 (14.96) 100m: 57.71 (14.85)					
120	 Va... Van der ...	14		0.74	57.84 Entry: 57.38 +0.46
25m: 13.08 50m: 27.64 (14.56) 75m: 42.78 (15.14) 100m: 57.84 (15.06)					
121	 Seamus Avery	14		0.72	58.15 Entry: 58.17 -0.02
25m: 12.87 50m: 27.27 (14.40) 75m: 42.62 (15.35) 100m: 58.15 (15.53)					
122	 Shawn Li	14		0.72	58.27 Entry: 58.53 -0.26
25m: 13.10 50m: 27.95 (14.85) 75m: 43.32 (15.37) 100m: 58.27 (14.95)					
123	 Lucas Wong	13		0.65	58.40 Entry: 59.59 -1.19
25m: 13.24 50m: 27.86 (14.62) 75m: 43.25 (15.39) 100m: 58.40 (15.15)					
124	 Evan Fang	13		0.76	58.44 Entry: 57.79 +0.65
25m: 13.38 50m: 28.15 (14.77) 75m: 43.50 (15.35) 100m: 58.44 (14.94)					
125	 Mala... Adams...	13		0.76	58.58 Entry: 1:00.70 -2.12
25m: 13.63 50m: 28.38 (14.75) 75m: 43.81 (15.43) 100m: 58.58 (14.77)					
126	 Steve Zhang	13		0.69	58.77 Entry: 59.24 -0.47
25m: 13.39 50m: 28.06 (14.67) 75m: 43.34 (15.28) 100m: 58.77 (15.43)					
127	 Isaiah Tauu	14		0.66	59.24 Entry: 58.47 +0.77
25m: 13.23 50m: 27.99 (14.76) 75m: 43.96 (15.97) 100m: 59.24 (15.28)					
128	 Brayden Zhao	14		0.75	59.74 Entry: 58.38 +1.36
25m: 13.32 50m: 28.21 (14.89) 75m: 44.00 (15.79) 100m: 59.74 (15.74)					
128	 Kento Wangford	14		0.67	59.74 Entry: 57.74 +2.00
25m: 13.67 50m: 28.26 (14.59) 75m: 43.91 (15.65) 100m: 59.74 (15.83)					
130	 Jesu Yu	13		0.69	1:00.28 Entry: 1:00.88 -0.60
25m: 13.57 50m: 28.69 (15.12) 75m: 44.85 (16.16) 100m: 1:00.28 (15.43)					
131	 Oscar Dunn	13		0.69	1:00.29 Entry: 1:00.80 -0.51
25m: 13.76 50m: 28.99 (15.23) 75m: 45.03 (16.04) 100m: 1:00.29 (15.26)					
132	 Jonathan Bao	13		0.70	1:00.53 Entry: 59.87 +0.66
25m: 13.55 50m: 28.57 (15.02) 75m: 44.47 (15.90) 100m: 1:00.53 (16.06)					

133	 Hayden Ling	13		0.79	1:00.57 Entry: 1:00.88 -0.31
	25m: 13.98 50m: 29.18 (15.20) 75m: 44.98 (15.80) 100m: 1:00.57 (15.59)				
134	 Edward Garbutt	13		0.85	1:00.85 Entry: 1:00.18 +0.67
	25m: 13.78 50m: 28.96 (15.18) 75m: 44.76 (15.80) 100m: 1:00.85 (16.09)				
135	 Shane Murdoch	13		0.72	1:01.10 Entry: 1:00.07 +1.03
	25m: 13.92 50m: 29.35 (15.43) 75m: 45.22 (15.87) 100m: 1:01.10 (15.88)				
-	 Jam... Hollywo...	13			DNS
-	 Fletc... Cummi...	13		0.65	DSQ